



# ELECTRICAL DESIGN GROUP

ELECTRICAL BUILDING SERVICES CONSULTANTS

P.O. Box 15, SHERWOOD Q. 4075

Phone: (07) 3278 4375 Fax: (07) 3716 0222

Web Site: [www.edg.net.au](http://www.edg.net.au) Email: [brisbane@edg.net.au](mailto:brisbane@edg.net.au)

C2559a - THE BELVEDERE HOTEL, WOODY POINT

C2559a-0002(E).xls

## ELECTRICAL EQUIPMENT SCHEDULE

REVISION E - 20 JULY 2023

THE LIGHT FITTING SUPPLIER CONTACT DETAILS MAY BE AVAILABLE ON THE EDG WEBSITE VIA THE FOLLOWING LINK  
[www.edg.net.au/Links/Lighting.htm](http://www.edg.net.au/Links/Lighting.htm)

TYPE	LAMPS	DESCRIPTION	COLOUR / ACCESSORY	CATALOGUE No	REV
L1	NO LONGER REQUIRED				E
L2	NO LONGER REQUIRED				E
L3	16W 4000K LED	600 X 300 LAY IN FLAT PLATE LED FITTING C/W REMOTE DRIVER MOUNTED IN A FLUSH RECESSED PLASTER BOARD KIT	WHITE TRIM	FITTING SELECTION BY CONTRACTOR	D
L4	40W 4000K LED	1200 X 300 LAY IN FLAT PLATE LED FITTING C/W REMOTE DRIVER MOUNTED IN A FLUSH RECESSED PLASTER BOARD KIT	WHITE TRIM	GAMMA ILLUMINATION PHANTOM 884501	A
L5	42W LED 4000K	1200 LONG SURFACE MOUNTED IP65 DIFFUSED BATTEN C/W INTEGRAL ELECTRONIC CONTROL GEAR AND PRESENCE DETECTION SENSOR	LIGHT GREY	FITTING SELECTION BY CONTRACTOR	D
L6	25 4000K LED	600 X 600 LAY IN FLAT PLATE LED FITTING C/W REMOTE DRIVER MOUNTED IN A FLUSH RECESSED PB MOUNTING KIT	WHITE TRIM	FITTING SELECTION BY CONTRACTOR	D
L7	12W 3000K LED	RECESSED 47 DEG BEAM DOWNLIGHT C/W REMOTE DRIVER	WHITE TRIM	FITTING SELECTION BY CONTRACTOR	D
L8	NO LONGER REQUIRED				C
L9	25W 3000K LED	RECESSED 36 DEG BEAM DOWNLIGHT C/W REMOTE DALI DIMMABLE DRIVER	WHITE TRIM	FITTING SELECTION BY CONTRACTOR	D
L10	42W LED 4000K	1200 LONG WALL MOUNTED IP65 DIFFUSED BATTEN C/W INTEGRAL ELECTRONIC CONTROL GEAR AND SENSOR CONFIRM THE HEIGHT ON SITE WITH THE ARCHITECT	LIGHT GREY	FITTING SELECTION BY CONTRACTOR	D
L11	70W 5000K LED	CARPARK LIGHT MOUNTED ON A TAPERED 9M POLE C/W RPEQ CERTIFIED RAG BOLT ASSEMBLY AND FOOTING	BLACK	RAPID LED R3240-070-DL-R09606-5000K	E
L12	50W 5000K LED	CARPARK LIGHT MOUNTED ON A TAPERED 9M POLE C/W RPEQ CERTIFIED RAG BOLT ASSEMBLY AND FOOTING	BLACK	RAPID LED R3240-050-DL-R09606-5000K	E



# ELECTRICAL DESIGN GROUP

ELECTRICAL BUILDING SERVICES CONSULTANTS

P.O. Box 15, SHERWOOD Q. 4075

Phone: (07) 3278 4375 Fax: (07) 3716 0222

Web Site: [www.edg.net.au](http://www.edg.net.au) Email: [brisbane@edg.net.au](mailto:brisbane@edg.net.au)

C2559a - THE BELVEDERE HOTEL, WOODY POINT


C2559a-0002(E).xls

## ELECTRICAL EQUIPMENT SCHEDULE

REVISION E - 20 JULY 2023

THE LIGHT FITTING SUPPLIER CONTACT DETAILS MAY BE AVAILABLE ON THE EDG WEBSITE VIA THE FOLLOWING LINK  
[www.edg.net.au/Links/Lighting.htm](http://www.edg.net.au/Links/Lighting.htm)

TYPE	LAMPS	DESCRIPTION	COLOUR / ACCESSORY	CATALOGUE No	REV
L13	50W 5000K LED	CARPARK LIGHT MOUNTED ON A TAPERED 8M POLE FIXED TO THE TOP OF A 500 DIA 1000 HIGH REINFORCED CONCRETE VEHICLE PROTECTION BOLLARD. PROVIDE THE BOLLARD WITH A RPEQ CERTIFIED REINFORCED CONCRETE FOOTING. PROVIDE THE BOLLARD WITH YELLOW FLUORESCENT VEHICLE MARKING TAPE WITH A 50MM GAP SPIRALLING AROUND THE BOLLARD FOR ITS FULL HEIGHT. RPEQ CERTIFIED RAG BOLT ASSEMBLY AND FOOTING	BLACK	RAPID LED R3240-050-DL-R09606-5000K	E
L14	70W 5000K LED	CARPARK LIGHT MOUNTED ON A TAPERED 9M POLE C/W RPEQ CERTIFIED RAG BOLT ASSEMBLY AND FOOTING	BLACK	RAPID LED R3240-070-DL-R09601-5000K	E
L15	50W 5000K LED	CARPARK LIGHT MOUNTED ON A TAPERED 9M POLE C/W RPEQ CERTIFIED RAG BOLT ASSEMBLY AND FOOTING	BLACK	RAPID LED R3240-050-DL-R09601-5000K	E
L16	50W 5000K LED	CARPARK LIGHT MOUNTED ON A TAPERED 8M POLE FIXED TO THE TOP OF A 500 DIA 1000 HIGH REINFORCED CONCRETE VEHICLE PROTECTION BOLLARD. PROVIDE THE BOLLARD WITH A RPEQ CERTIFIED REINFORCED CONCRETE FOOTING. PROVIDE THE BOLLARD WITH YELLOW FLUORESCENT VEHICLE MARKING TAPE WITH A 50MM GAP SPIRALLING AROUND THE BOLLARD FOR ITS FULL HEIGHT. RPEQ CERTIFIED RAG BOLT ASSEMBLY AND FOOTING	BLACK	RAPID LED R3240-050-DL-R09601-5000K	E
L17	50W 5000K LED	CARPARK LIGHT MOUNTED ON A TAPERED 9M POLE C/W RPEQ CERTIFIED RAG BOLT ASSEMBLY AND FOOTING	BLACK	RAPID LED R3240-050-DL-R09604-5000K	E
CT1	2 X 32W 3000K LED	MARINE GRADE STAINLESS STEEL WIRE CATENARY SYSTEM C/W TWO 300 DIA DALI DIMMABLE GLOBES CONFIRM THE MOUNTING AND FITTING POSITIONS ON SITE WITH THE ARCHITECT	NATURAL	LUMEN 8 GLOBO 30 HANGING LAMP SYSTEM	C
CT2	3 X 32W 3000K LED	MARINE GRADE STAINLESS STEEL WIRE CATENARY SYSTEM C/W THREE 300 DIA DALI DIMMABLE GLOBES CONFIRM THE MOUNTING AND FITTING POSITIONS ON SITE WITH THE ARCHITECT	NATURAL	LUMEN 8 GLOBO 30 HANGING LAMP SYSTEM	C
CT3	2 X 32W 3000K LED	MARINE GRADE STAINLESS STEEL WIRE CATENARY SYSTEM C/W TWO 300 DIA DALI DIMMABLE GLOBES CONFIRM THE MOUNTING AND FITTING POSITIONS ON SITE WITH THE ARCHITECT	NATURAL	LUMEN 8 GLOBO 30 HANGING LAMP SYSTEM	C



# ELECTRICAL DESIGN GROUP

ELECTRICAL BUILDING SERVICES CONSULTANTS

P.O. Box 15, SHERWOOD Q. 4075

Phone: (07) 3278 4375 Fax: (07) 3716 0222

Web Site: [www.edg.net.au](http://www.edg.net.au) Email: [brisbane@edg.net.au](mailto:brisbane@edg.net.au)

C2559a - THE BELVEDERE HOTEL, WOODY POINT

C2559a-0002(E).xls

## ELECTRICAL EQUIPMENT SCHEDULE

REVISION E - 20 JULY 2023

THE LIGHT FITTING SUPPLIER CONTACT DETAILS MAY BE AVAILABLE ON THE EDG WEBSITE VIA THE FOLLOWING LINK  
[www.edg.net.au/Links/Lighting.htm](http://www.edg.net.au/Links/Lighting.htm)

TYPE	LAMPS	DESCRIPTION	COLOUR / ACCESSORY	CATALOGUE No	REV
FL1	0.15W 3000K LED	IP66 12V BUD LIGHT WITH THE LAMPS A 100MM SPACING PROVIDE ALL NECESSARY POWER SUPPLIES LOCATED REMOTELY IT IS ACCEPTABLE TO PROVIDE MULTIPLE SETS OF BUD LIGHTS PER POWER SUPPLY WRAP THE BUD LIGHTS AROUND THE HEDGE AS DIRECTED ON SITE BY THE ARCHITECT.	CLEAR LENSES GREEN STRING	ALLOW TO INSTALL ALLOW A PC SUM OF \$5,000.00 PLUS GST TO SUPPLY ALL OF THE FL1 FITTINGS AND COMPONENTS	A
FL2	0.15W 3000K LED	IP66 12V BUD LIGHT WITH THE LAMPS A 100MM SPACING PROVIDE ALL NECESSARY POWER SUPPLIES LOCATED REMOTELY IT IS ACCEPTABLE TO PROVIDE MULTIPLE SETS OF BUD LIGHTS PER POWER SUPPLY WRAP THE BUD LIGHTS AROUND THE HEDGE AS DIRECTED ON SITE BY THE ARCHITECT.	CLEAR LENSES GREEN STRING	ALLOW TO INSTALL ALLOW A PC SUM OF \$5,000.00 PLUS GST TO SUPPLY ALL OF THE FL2 FITTINGS AND COMPONENTS	A
STL1	2700K LED	STEP LIGHT PHASE CUT TRAILING EDGE COMPATIBLE DIMMING CONFIRM THE MOUNTING HEIGHT ON SITE WITH THE ARCHITECT	WHITE	LAD GROUP WALLAROO NL1515	A
SDL1	22W 3000K LED	SURFACE MOUNTED CAN 58 DEG BEAM DOWNLIGHT C/W DALI DIMMABLE DRIVER	WHITE	GAMMA ILLUMINATION SYNCRO 1551-VWFL-3K-22W	A
SDL2	22W 3000K LED	SURFACE MOUNTED CAN 58 DEG BEAM DOWNLIGHT C/W DALI DIMMABLE DRIVER	WHITE	GAMMA ILLUMINATION SYNCRO 1551-VWFL-3K-22W	A
SDL3	1400 LUMEN MIN 3000K LED	CUSTOM 200 DIA GLASS T C/W REMOTE DALI DIMMABLE DRIVER	AMBER	LUMEN 8 BUBBLE RIBBLED GLASS	A
SDL4	22W 3000K LED	SURFACE MOUNTED CAN 58 DEG BEAM DOWNLIGHT C/W DALI DIMMABLE DRIVER	BLACK	GAMMA ILLUMINATION SYNCRO 1551-VWFL-3K-22W	C
RDL1	12W 3000K LED	RECESSED 47 DEG BEAM DOWNLIGHT C/W REMOTE DALI DIMMABLE DRIVER	WHITE TRIM	FITTING SELECTION BY CONTRACTOR	D
RDL3	12W 3000K LED	RECESSED 40 DEG BEAM DOWNLIGHT C/W REMOTE DALI DIMMABLE DRIVER	WHITE TRIM	FITTING SELECTION BY CONTRACTOR	D
RDL4	25W 3000K LED	RECESSED 36 DEG BEAM DOWNLIGHT C/W REMOTE DALI DIMMABLE DRIVER	BLACK	FITTING SELECTION BY CONTRACTOR	D



# ELECTRICAL DESIGN GROUP

ELECTRICAL BUILDING SERVICES CONSULTANTS

P.O. Box 15, SHERWOOD Q. 4075

Phone: (07) 3278 4375 Fax: (07) 3716 0222

Web Site: [www.edg.net.au](http://www.edg.net.au) Email: [brisbane@edg.net.au](mailto:brisbane@edg.net.au)

C2559a - THE BELVEDERE HOTEL, WOODY POINT


C2559a-0002(E).xls

## ELECTRICAL EQUIPMENT SCHEDULE

REVISION E - 20 JULY 2023

THE LIGHT FITTING SUPPLIER CONTACT DETAILS MAY BE AVAILABLE ON THE EDG WEBSITE VIA THE FOLLOWING LINK  
[www.edg.net.au/Links/Lighting.htm](http://www.edg.net.au/Links/Lighting.htm)

TYPE	LAMPS	DESCRIPTION	COLOUR / ACCESSORY	CATALOGUE No	REV
RDL5	13W 3000K LED	RECESSED 47 DEG BEAM DOWNLIGHT C/W REMOTE DALI DIMMABLE DRIVER	BLACK	GAMMA ILLUMINATION MYLO 1004-WFL-3K-13W	C
PL1	1400 LUMEN MIN 3000K LED	CUSTOM PENDANT C/W REMOTE DALI DIMMABLE DRIVER AND A ROD SUSPENSION TO A HEIGHT CONFIRMED ON SITE WITH THE ARCHITECT	WHITE ROD NATURAL SHADE	CUSTOM FITTING C/W POP & SCOTT COSMOS COLLECTION VENUS WEAVER SHADE	A
PL2	2700K LED	DECORATIVE PENDANT C/W DALI DIMMABLE DRIVER CONFIRM THE SUSPENSION HEIGHT ON SITE WITH THE ARCHITECT	NATURAL	LUMEN 8 GLOBO BALL	C
PL3	1W 2700K LED	DECORATIVE PENDANT CONFIRM THE SUSPENSION HEIGHT ON SITE WITH THE ARCHITECT	WHITE	TWENTYTWENTYON E HOTARU BUOY PENDANT SMALL	C
PL4	NO LONGER REQUIRED				C
WL1	2700K LED	WALL MOUNTED UP / DOWN LIGHT CONFIRM THE MOUNTING HEIGHT ON SITE WITH THE ARCHITECT	WHITE	LAD GROUP FIREFLY PILLAR XL NL7006 NARROW	C
WL2	2700K LED	WALL MOUNTED LIGHT /W DALI DIMMABLE DRIVER CONFIRM THE MOUNTING HEIGHT ON SITE WITH THE ARCHITECT	WHITE	LAD GROUP STELLA WALL 150 NL1152	C
WL3	2700K GU 10 LED	WALL MOUNTED DOWN LIGHT PHASE CUT TRAILING EDGE COMPATIBLE DIMMING CONFIRM THE MOUNTING HEIGHT ON SITE WITH THE ARCHITECT	WHITE	LIGHTING COLLECTIVE TRANSITIONAL STYLED BUNKER LIGHT	A
WL4	8W 2700K	WALL MOUNTED AT LOW LEVEL TO ILLUMINATE UP THE WALL. PROVIDE A REMOTE DALI DIMMABLE POWER SUPPLY TO SUPPLY THE WL4 FITTINGS. IT IS ACCEPTABLE TO SUPPLY MULTIPLE FITTINGS FROM THE SAME POWER SUPPLY IF IT IS APPROPRIATELY SIZED	WHITE	GAMMA ILLUMINATION RULLO 1373 -SP-2700K-8W-24V	C
WL5	3 X 1W G4 LED	WALL MOUNTED DECORATIVE FITTING TO BE POSITIONED AS DIRECTED BY THE ARCHITECT ON SITE	OFF WHITE	VOLKERHAUG ANTON CERAMIC WALL LIGHT C/W CERAMIC GLAZE IN CLEAR GLOSS	C



# ELECTRICAL DESIGN GROUP

ELECTRICAL BUILDING SERVICES CONSULTANTS

P.O. Box 15, SHERWOOD Q. 4075

Phone: (07) 3278 4375 Fax: (07) 3716 0222

Web Site: [www.edg.net.au](http://www.edg.net.au) Email: [brisbane@edg.net.au](mailto:brisbane@edg.net.au)

C2559a - THE BELVEDERE HOTEL, WOODY POINT


C2559a-0002(E).xls

## ELECTRICAL EQUIPMENT SCHEDULE

REVISION E - 20 JULY 2023

THE LIGHT FITTING SUPPLIER CONTACT DETAILS MAY BE AVAILABLE ON THE EDG WEBSITE VIA THE FOLLOWING LINK  
[www.edg.net.au/Links/Lighting.htm](http://www.edg.net.au/Links/Lighting.htm)

TYPE	LAMPS	DESCRIPTION	COLOUR / ACCESSORY	CATALOGUE No	REV
UP1	13W 3000K LED	INGROUND IP67 ADJUSTABLE UP LIGHT C/W REMOTE DALI DIMMABLE DRIVER IT IS ACCEPTABLE TO SUPPLY MULTIPLE UP1 FITTINGS ON THE SAME CHANNEL FROM A SINGLE SUITABLY SIZED DRIVER / POWER SUPPLY	STAINLESS STEEL	GAMMA ILLUMINATION 1069-VWFL-3K-13W	A
UP2	8W 3000K LED	GARDEN STAKE FITTING C/W REMOTE DALI DIMMABLE DRIVER MOUNT THE FITTING IN THE GARDEN AS PER THE ARCHITECTURAL DETAIL IT IS ACCEPTABLE TO SUPPLY MULTIPLE UP2 FITTINGS ON THE SAME CHANNEL FROM A SINGLE SUITABLY SIZED DRIVER / POWER SUPPLY	BLACK	GAMMA ILLUMINATION RULO 1373- FL-8W- 3K	B
TRK1	8 X 20W 3000K LED	7200 LONG SURFACE MOUNTED TRACK C/W REMOTE DALI DIMMABLE DRIVER/S AND 8 ADJUSTABLE CONE FITTINGS PER TRACK	WHITE	LUMEN 8 TRACK C/W 8 OFF SMOOTH FITTINGS	A
S1	NO LONGER REQUIRED				C
S2	2.0W 4000K LED	RECESSED DOWNLIGHTS AT 1600 CENTRES C/W ASYMMETRICAL REFLECTOR MOUNTED WITHIN THE STAIR HAND REMOTE DALI DIMMABLE DRIVER / POWER SUPPLY	SILVER	KLIK SYSTEMS LEDPOD 50	A
S3	2.0W 4000K LED	RECESSED DOWNLIGHTS AT 1600 CENTRES C/W ASYMMETRICAL REFLECTOR MOUNTED WITHIN THE STAIR HAND REMOTE DALI DIMMABLE DRIVER / POWER SUPPLY	SILVER	KLIK SYSTEMS LEDPOD 50	A
S4	WARM WHITE LED	HORIZONTAL LED STRIP WITHIN AN ALUMINIUM EXTRUSION MOUNTED WITHIN THE GAMING ROOM CEILING PELMET AS PER THE ARCHITECTURAL DETAIL PROVIDE THE STRIP WITH A COMMON REMOTE DEDICATED 240-12V POWER SUPPLY AND A DALI DIMMABLE INTERFACE UNIT PER 20M OF STRIP	NATURAL	FITTING SELECTION BY CONTRACTOR	D
S5	WARM WHITE LED	HORIZONTAL LED STRIPS WITHIN AN ALUMINIUM EXTRUSION MOUNTED WITHIN THE PUBLIC BAR REAR DISPLAY AS PER THE DETAIL AND THE ARCHITECTURAL DETAIL PROVIDE THE STRIP WITH A COMMON REMOTE DEDICATED 240-12V POWER SUPPLY AND A DALI DIMMABLE INTERFACE UNIT PER 20M OF STRIP	NATURAL	FITTING SELECTION BY CONTRACTOR	D
S6	2.0W 4000K LED	RECESSED DOWNLIGHTS AT 1600 CENTRES C/W ASYMMETRICAL REFLECTOR MOUNTED WITHIN THE STAIR HAND REMOTE DALI DIMMABLE DRIVER / POWER SUPPLY	SILVER	KLIK SYSTEMS LEDPOD 50	A



# ELECTRICAL DESIGN GROUP

ELECTRICAL BUILDING SERVICES CONSULTANTS

P.O. Box 15, SHERWOOD Q. 4075

Phone: (07) 3278 4375 Fax: (07) 3716 0222

Web Site: [www.edg.net.au](http://www.edg.net.au) Email: [brisbane@edg.net.au](mailto:brisbane@edg.net.au)

C2559a - THE BELVEDERE HOTEL, WOODY POINT


C2559a-0002(E).xls

## ELECTRICAL EQUIPMENT SCHEDULE

REVISION E - 20 JULY 2023

THE LIGHT FITTING SUPPLIER CONTACT DETAILS MAY BE AVAILABLE ON THE EDG WEBSITE VIA THE FOLLOWING LINK  
[www.edg.net.au/Links/Lighting.htm](http://www.edg.net.au/Links/Lighting.htm)

TYPE	LAMPS	DESCRIPTION	COLOUR / ACCESSORY	CATALOGUE No	REV
S7	WARM WHITE LED	HORIZONTAL LED STRIP WITHIN AN ALUMINIUM EXTRUSION MOUNTED WITHIN THE TOP DECK BAR COUNTER PELMET AS PER THE ARCHITECTURAL DETAIL PROVIDE THE STRIP WITH A COMMON REMOTE DEDICATED 240-12V POWER SUPPLY AND A DALI DIMMABLE INTERFACE UNIT PER 20M OF STRIP	NATURAL	FITTING SELECTION BY CONTRACTOR	D
S8	WARM WHITE LED	HORIZONTAL LED STRIP WITHIN AN ALUMINIUM EXTRUSION MOUNTED WITHIN THE SUNSET REAR COUNTER DISPLAY AS PER THE ARCHITECTURAL DETAIL PROVIDE THE STRIP WITH A COMMON REMOTE DEDICATED 240-12V POWER SUPPLY AND A DALI DIMMABLE INTERFACE UNIT PER 20M OF STRIP	NATURAL	NEON PRODUCTS AUSTRALIA LF-DFB-WW-300-12 + PR-LIN172153-F	A
S9	WARM WHITE LED	HORIZONTAL LED STRIP WITHIN AN ALUMINIUM EXTRUSION MOUNTED WITHIN THE CASHIER REAR COUNTER DISPLAY AS PER THE ARCHITECTURAL DETAIL PROVIDE THE STRIP WITH A COMMON REMOTE DEDICATED 240-12V POWER SUPPLY AND A DALI DIMMABLE INTERFACE UNIT PER 20M OF STRIP	NATURAL	NEON PRODUCTS AUSTRALIA LF-DFB-WW-300-12 + PR-LIN172153-F	A
S10	WARM WHITE LED	HORIZONTAL LED STRIP WITHIN AN ALUMINIUM EXTRUSION MOUNTED WITHIN THE SUNSET BAR COUNTER PELMET AS PER THE ARCHITECTURAL DETAIL PROVIDE THE STRIP WITH A COMMON REMOTE DEDICATED 240-12V POWER SUPPLY AND A DALI DIMMABLE INTERFACE UNIT PER 20M OF STRIP	NATURAL	NEON PRODUCTS AUSTRALIA LF-DFB-WW-300-12 + PR-LIN172153-F	A
S11	WARM WHITE LED	HORIZONTAL LED STRIP WITHIN AN ALUMINIUM EXTRUSION MOUNTED WITHIN THE TOP DECK BAR REAR BAR DISPLAY AS PER THE ARCHITECTURAL DETAIL PROVIDE THE STRIP WITH A COMMON REMOTE DEDICATED 240-12V POWER SUPPLY AND A DALI DIMMABLE INTERFACE UNIT PER 20M OF STRIP	NATURAL	NEON PRODUCTS AUSTRALIA LF-DFB-WW-300-12 + PR-LIN172153-F	A
S12	WARM WHITE LED	HORIZONTAL LED STRIP WITHIN AN ALUMINIUM EXTRUSION MOUNTED WITHIN THE AMENITY PELMET AS PER THE ARCHITECTURAL DETAIL PROVIDE THE STRIP WITH A COMMON REMOTE DEDICATED 240-12V POWER SUPPLY AND A DALI DIMMABLE INTERFACE UNIT PER 20M OF STRIP	NATURAL	NEON PRODUCTS AUSTRALIA LF-DFB-WW-300-12 + PR-LIN172153-F	A
S13	WARM WHITE LED	HORIZONTAL LED STRIP WITHIN AN ALUMINIUM EXTRUSION MOUNTED WITHIN THE PIZZA COUNTER PELMET AS PER THE ARCHITECTURAL DETAIL PROVIDE THE STRIP WITH A COMMON REMOTE DEDICATED 240-12V POWER SUPPLY AND A DALI DIMMABLE INTERFACE UNIT PER 20M OF STRIP	NATURAL	FITTING SELECTION BY CONTRACTOR	D



# ELECTRICAL DESIGN GROUP

ELECTRICAL BUILDING SERVICES CONSULTANTS

P.O. Box 15, SHERWOOD Q. 4075

Phone: (07) 3278 4375 Fax: (07) 3716 0222

Web Site: [www.edg.net.au](http://www.edg.net.au) Email: [brisbane@edg.net.au](mailto:brisbane@edg.net.au)

C2559a - THE BELVEDERE HOTEL, WOODY POINT

C2559a-0002(E).xls

## ELECTRICAL EQUIPMENT SCHEDULE

REVISION E - 20 JULY 2023

THE LIGHT FITTING SUPPLIER CONTACT DETAILS MAY BE AVAILABLE ON THE EDG WEBSITE VIA THE FOLLOWING LINK  
[www.edg.net.au/Links/Lighting.htm](http://www.edg.net.au/Links/Lighting.htm)

TYPE	LAMPS	DESCRIPTION	COLOUR / ACCESSORY	CATALOGUE No	REV
S14	12W/M 2700K LED	FLEXIBLE LED ROPE FLEX SCREW FIXED IN PLACE WITHIN THE CONCRETE SEAT PELMET AS PER THE ARCHITECTURAL DETAIL PROVIDE THE STRIP WITH A REMOTE DEDICATED 240-24V POWER SUPPLY AND A DALI DIMMABLE	WHITE	FITTING SELECTION BY CONTRACTOR	D
S15	12W/M 2700K LED	FLEXIBLE LED ROPE FLEX SCREW FIXED IN PLACE WITHIN THE CONCRETE SEAT PELMET AS PER THE ARCHITECTURAL DETAIL PROVIDE THE STRIP WITH A REMOTE DEDICATED 240-24V POWER SUPPLY AND A DALI DIMMABLE	WHITE	FITTING SELECTION BY CONTRACTOR	D
S16	WARM WHITE LED	HORIZONTAL LED STRIP WITHIN AN ALUMINIUM EXTRUSION MOUNTED WITHIN THE FUNCTION ROOM CEILING PELMET AS PER THE ARCHITECTURAL DETAIL PROVIDE THE STRIP WITH A COMMON REMOTE DEDICATED 240-12V POWER SUPPLY AND A DALI DIMMABLE INTERFACE UNIT PER 20M OF STRIP	NATURAL	FITTING SELECTION BY CONTRACTOR	D
S17	WARM WHITE LED	HORIZONTAL LED STRIP WITHIN AN ALUMINIUM EXTRUSION MOUNTED WITHIN THE GAMING BAR COUNTER SKIRTING PELMET AS PER THE ARCHITECTURAL DETAIL PROVIDE THE STRIP WITH A COMMON REMOTE DEDICATED 240-12V POWER SUPPLY AND A DALI DIMMABLE INTERFACE UNIT PER 20M OF STRIP	NATURAL	NEON PRODUCTS AUSTRALIA LF-DFB-WW-300-12 + PR-LIN172153-F	C
S18	WARM WHITE LED	HORIZONTAL LED STRIP WITHIN AN ALUMINIUM EXTRUSION MOUNTED WITHIN THE OVERHEAD SHELVING AS PER THE ARCHITECTURAL DETAIL PROVIDE THE STRIP WITH A COMMON REMOTE DEDICATED 240-12V POWER SUPPLY AND A DALI DIMMABLE INTERFACE UNIT PER 20M OF STRIP	NATURAL	FITTING SELECTION BY CONTRACTOR	D
HEC1	3400 W	CONCRETE SOFFIT FLUSH MOUNTED 3400W HEATER C/W FLUSH MOUNT BRACKET AS REQUIRED REFER TO THE LIGHTING CONTROL SCHEDULE FOR ADDITIONAL CONTROL REQUIREMENTS	WHITE	BROMIC PLATINUM SMART HEAT ELECTRIC 11 2620248	A
HEC2	WHITE CEILING ROSE CABLED FOR THE FUTURE CONNECTION OF A SUSPENDED HEAT LAMP.				A
HEC3	WHITE CEILING ROSE CABLED FOR THE FUTURE CONNECTION OF A SUSPENDED HEAT LAMP.				A
HEW	3400 W	WALL MOUNTED ADJUSTABLE 3400W HEATER C/W CUSTOM SUPPORT / SUSPENSIONS AS REQUIRED REFER TO THE LIGHTING CONTROL SCHEDULE FOR ADDITIONAL CONTROL REQUIREMENTS	WHITE	BROMIC PLATINUM SMART HEAT ELECTRIC 11 2620248	A



# ELECTRICAL DESIGN GROUP

ELECTRICAL BUILDING SERVICES CONSULTANTS

P.O. Box 15, SHERWOOD Q. 4075

Phone: (07) 3278 4375 Fax: (07) 3716 0222

Web Site: [www.edg.net.au](http://www.edg.net.au) Email: [brisbane@edg.net.au](mailto:brisbane@edg.net.au)

C2559a - THE BELVEDERE HOTEL, WOODY POINT

C2559a-0002(E).xls


## ELECTRICAL EQUIPMENT SCHEDULE

REVISION E - 20 JULY 2023

THE LIGHT FITTING SUPPLIER CONTACT DETAILS MAY BE AVAILABLE ON THE EDG WEBSITE VIA THE FOLLOWING LINK  
[www.edg.net.au/Links/Lighting.htm](http://www.edg.net.au/Links/Lighting.htm)

TYPE	LAMPS	DESCRIPTION	COLOUR / ACCESSORY	CATALOGUE No	REV
E1	LED	EMERGENCY LIGHT: RECESSED NON-MAINTAINED EMERGENCY LIGHT. AS2293 CLASSIFICATION C0-D63 - C90-D63.	WHITE	FITTING SELECTION BY CONTRACTOR	D
E2	LED	EMERGENCY LIGHT: SURFACE MOUNTED NON-MAINTAINED EMERGENCY LIGHT. AS2293 CLASSIFICATION C0-D63 - C90-D63.	WHITE	CLEVERTRONICS LLIFE-SM	D
E3	LED	EXIT LIGHT: MAINTAINED 24M VIEWING DISTANCE EXIT LIGHT C/W DIFFUSERS & DIRECTIONAL ARROWS AS SHOWN. CEILING OR WALL MOUNT BETWEEN 2100mm & 2700mm AFFL IF THERE IS NO VERTICAL SURFACE TO MOUNT THE FITTING ON WITHIN THIS RANGE CONFIRM THE MOUNTING HEIGHT WITH THE ENGINEER. AS2293 CLASSIFICATION C0-D1.25- C90-D2	WHITE	CLEVERTRONICS LCFLED	D
E3 WP	LED	EXIT LIGHT: MAINTAINED WEATHER PROOF 24M VIEWING DISTANCE EXIT LIGHT C/W DIFFUSERS & DIRECTIONAL ARROWS AS SHOWN. CEILING OR WALL MOUNT BETWEEN 2100mm & 2700mm AFFL IF THERE IS NO VERTICAL SURFACE TO MOUNT THE FITTING ON WITHIN THIS RANGE CONFIRM THE MOUNTING HEIGHT WITH THE ENGINEER. AS2293 CLASSIFICATION C0-D1.25- C90-D2	WHITE	CLEVERTRONICS LWELED	D
E4	LED	EXIT LIGHT: MAINTAINED 24M VIEWING DISTANCE EXIT LIGHT C/W DIFFUSERS & DIRECTIONAL ARROWS AS SHOWN. CEILING RECESSED. AS2293 CLASSIFICATION C0-D1.25- C90-D2	WHITE	CLEVERTRONICS LUBPRO	D
E5	LED	EXIT LIGHT: MAINTAINED 24M VIEWING DISTANCE EXIT LIGHT C/W DIFFUSERS & DIRECTIONAL ARROWS AS SHOWN. CEILING SURFACE MOUNT OR WALL MOUNT BETWEEN 2100mm & 2700mm AFFL IF THERE IS NO VERTICAL SURFACE TO MOUNT THE FITTING ON WITHIN THIS RANGE CONFIRM THE MOUNTING HEIGHT WITH THE ENGINEER. AS2293 CLASSIFICATION C0-D1.25- C90-D2	WHITE	CLEVERTRONICS LUBPRO-SM	D
E6	LED	EMERGENCY LIGHT: RECESSED NON-MAINTAINED EMERGENCY LIGHT. AS2293 CLASSIFICATION C0-D63 - C90-D63.	BLACK	CLEVERTRONICS LLIFE	D
E7	LED	EXIT LIGHT: MAINTAINED 24M VIEWING DISTANCE EXIT LIGHT C/W DIFFUSERS & DIRECTIONAL ARROWS AS SHOWN. CEILING RECESSED. AS2293 CLASSIFICATION C0-D1.25- C90-D23.2.	BLACK	CLEVERTRONICS LUBPRO	D





# ELECTRICAL DESIGN GROUP

ELECTRICAL BUILDING SERVICES CONSULTANTS

P.O. Box 15, SHERWOOD Q. 4075

Phone: (07) 3278 4375 Fax: (07) 3716 0222

Web Site: [www.edg.net.au](http://www.edg.net.au) Email: [brisbane@edg.net.au](mailto:brisbane@edg.net.au)

C2559a - THE BELVEDERE HOTEL, WOODY POINT

C2559a-0002(E).xls

## ELECTRICAL EQUIPMENT SCHEDULE

REVISION E - 20 JULY 2023

THE LIGHT FITTING SUPPLIER CONTACT DETAILS MAY BE AVAILABLE ON THE EDG WEBSITE VIA THE FOLLOWING LINK  
[www.edg.net.au/Links/Lighting.htm](http://www.edg.net.au/Links/Lighting.htm)

TYPE	LAMPS	DESCRIPTION	COLOUR / ACCESSORY	CATALOGUE No	REV
EMERGENCY PACK		LIGHT FITTINGS THAT ARE DESIGNATED AS BEING PROVIDED WITH AN EMERGENCY PACK ARE TO BE PROVIDED WITH AN INTEGRAL AS2293 EMERGENCY PACK. THE FITTINGS ARE TO BE NON MAINTAINED WITH ALL LAMPS SWITCHED AS PER THE LIGHTING CONTROL FOR THAT SPACE UNLESS NOTED OTHERWISE. REFER TO THE SPECIFICATION FOR FURTHER DETAILS OF THE CONFIGURATION AND SWITCHING OF EMERGENCY LIGHTS.			A
PROXIMITY DETECTOR SWITCH (PD)		ADJUSTABLE FLUSH RECESSED 360 DEGREE TRIPLE PYRO PIR PRESENCE DETECTOR TO OPERATE THE ASSOCIATED LIGHTS FOR A PRE-SET AMOUNT OF TIME. ADJUST THE TIME AND SENSITIVITY ON SITE AS DIRECTED BY THE ENGINEER.	WHITE	CLIPSAL. SELECTION BY THE CONTRACTOR. SUBMIT DETAILS OF THE PROXIMITY DETECTOR SWITCH FOR APPROVAL PRIOR TO ORDERING	A
FIRE INDICATOR PANEL (FIP)		FIRE INDICATOR PANEL PROVIDED AS PART OF THE FIRE SERVICES SUB CONTRACT.			A
CEILING FAN TYPE 1 (F1)		2.7M DIA EXTERNAL CEILING FAN. CONFIRM THE SUSPENSION HEIGHT OF THE FANS WITH THE ARCHITECT ON SITE. PROVIDE DETAILS OF THE SUSPENSION FOR APPROVAL.	WHITE	HUNTER PACIFIC 106" BF1061 C/W REMOTE	A
ONE-WAY LIGHT SWITCH		ONE-WAY LIGHT SWITCH C/W CIRCUIT IDENTIFICATION ON THE FACEPLATE BEHIND THE SURROUND MOUNTED AT 1000mm AFFL UNLESS NOTED OTHERWISE.	WHITE	CLIPSAL C2000 SERIES 30USM	A
TWO-WAY LIGHT SWITCH		TWO-WAY LIGHT SWITCH C/W CIRCUIT IDENTIFICATION ON THE FACEPLATE BEHIND THE SURROUND MOUNTED AT 1000mm AFFL UNLESS NOTED OTHERWISE.	WHITE	CLIPSAL C2000 SERIES 30USM	A
LIGHTING CONTROL SWITCH PANEL (SPx)		6-BUTTON PROGRAMMABLE SWITCH PANEL C/W CENTRAL LCD DISPLAY MOUNTED AT 1000mm AFFL UNLESS NOTED OTHERWISE.	ALUMINIUM	DYNALITE ANTUMBRA DISPLAY	A
HAND DRYER CONNECTION (HD)		SINGLE POWER OUTLET C/W CIRCUIT IDENTIFICATION ON THE FACEPLATE BEHIND THE SURROUND FOR THE HAND DRYER MOUNT THE GPO AS PER THE ARCHITECTURAL DETAIL	WHITE UNLESS NOTED AS BLACK (BK)	CLIPSAL C2000 SERIES	A
SINGLE POWER OUTLET		SINGLE POWER OUTLET C/W CIRCUIT IDENTIFICATION ON THE FACEPLATE BEHIND THE SURROUND MOUNT AT 300mm AFFL U.N.O. RATING 10A U.N.O.	WHITE UNLESS NOTED AS BLACK (BK)	CLIPSAL C2000 SERIES	A
DOUBLE POWER OUTLET		DOUBLE POWER OUTLET C/W CIRCUIT IDENTIFICATION ON THE FACEPLATE BEHIND THE SURROUND MOUNT AT 300mm AFFL U.N.O. RATING 10A U.N.O.	WHITE UNLESS NOTED AS BLACK (BK)	CLIPSAL C2000 SERIES	A
SINGLE POWER OUTLET FOR THE AUTO DOOR (AD)		SINGLE 10 AMP POWER OUTLET C/W CIRCUIT IDENTIFICATION ON THE FACEPLATE BEHIND THE SURROUND MOUNTED WITHIN THE AUTO DOOR MULLION	WHITE	CLIPSAL C2000 SERIES	A

C2559a-0002(E).xls

Pages inc. any attach. 9 of 14



# ELECTRICAL DESIGN GROUP

ELECTRICAL BUILDING SERVICES CONSULTANTS

P.O. Box 15, SHERWOOD Q. 4075

Phone: (07) 3278 4375 Fax: (07) 3716 0222

Web Site: [www.edg.net.au](http://www.edg.net.au) Email: [brisbane@edg.net.au](mailto:brisbane@edg.net.au)

C2559a - THE BELVEDERE HOTEL, WOODY POINT


C2559a-0002(E).xls

## ELECTRICAL EQUIPMENT SCHEDULE

REVISION E - 20 JULY 2023

THE LIGHT FITTING SUPPLIER CONTACT DETAILS MAY BE AVAILABLE ON THE EDG WEBSITE VIA THE FOLLOWING LINK  
[www.edg.net.au/Links/Lighting.htm](http://www.edg.net.au/Links/Lighting.htm)

TYPE	LAMPS	DESCRIPTION	COLOUR / ACCESSORY	CATALOGUE No	REV
IP56 SINGLE POWER OUTLET		SINGLE POWER OUTLET IP56 MOUNT AT 300mm AFFL U.N.O. RATING 10A U.N.O.	GREY	CLIPSAL 56 SERIES	C
DOUBLE POWER OUTLET (SD)		DOUBLE POWER OUTLET C/W CIRCUIT IDENTIFICATION ON THE FACEPLATE BEHIND THE SURROUND MOUNT WITHIN THE MIRROR JOINERY FOR THE SOAP DISPENSER AS PER THE ARCHITECTURAL DETAIL RATING 10A U.N.O.	WHITE	CLIPSAL C2000 SERIES	A
DOUBLE POWER OUTLET (USB)		DOUBLE POWER OUTLET C/W USB CHARGER AND CIRCUIT IDENTIFICATION ON THE FACEPLATE BEHIND THE SURROUND MOUNT AT 300mm AFFL U.N.O. RATING 10A U.N.O.	WHITE UNLESS NOTED AS BLACK (BK)	CLIPSAL 2000 SERIES + 30USBCM MECH	A
WEATHERPROOF POWER OUTLET (WP)		IP54 WEATHERPROOF SINGLE / DOUBLE POWER OUTLET AS NOTED ON DRAWING C/W COVER FLAP OVER SOCKET. MOUNT AT MINIMUM 1100mm AFFL U.N.O. RATING 10A U.N.O.	-	CLIPSAL WSCF227F	A
20A WEATHERPROOF POWER OUTLET (WP 20A)		IP66 WEATHERPROOF 20A SINGLE POWER OUTLET. MOUNT AT MINIMUM 1100mm AFFL U.N.O. RATING 20A U.N.O.	-	CLIPSAL WSF226/20	A
SPECIAL PURPOSE OUTLET		SPECIAL PURPOSE OUTLET TYPE AS NOTED. MOUNT AT 1350mm AFFL U.N.O. RATING 20A U.N.O. CONNECT TO EQUIPMENT VIA FLEXIBLE CONDUIT.			A
SINGLE-PHASE ISOLATOR		SINGLE-PHASE WEATHERPROOF ISOLATOR. MOUNT AT 1350mm AFFL U.N.O. RATING 20A U.N.O. CONNECT TO EQUIPMENT VIA FLEXIBLE CONDUIT.	-	CLIPSAL WHT20	A
THREE-PHASE ISOLATOR		THREE-PHASE WEATHERPROOF ISOLATOR. MOUNT AT 1350mm AFFL U.N.O. RATING 20A U.N.O. CONNECT TO EQUIPMENT VIA FLEXIBLE CONDUIT.	-	CLIPSAL WHT35	A
FLOOR BOX 1 (FB1)		FLUSH RECESSED FLOOR BOX C/W INLAY LID TWO DOUBLE GPOS TWO COMMUNICATIONS OUTLETS AND A BLANK FACEPLATE. PROVIDE A 32 DIA COMMUNICATIONS CONDUITS FROM THE BLANK FACE PLATE SIDE CONCEALED TO THE COMMS AV ROOM C/W DRAW WIRES.	GREY	ECD FB4P	A
DB-A		DISTRIBUTION BOARD DB-A AS PER THE DB-A SCHEDULE, POWER SCHEMATICS AND THE SPECIFICATION. PROVIDE A SHOP DRAWING OF DB-A FOR APPROVAL.			A
DB-B		DISTRIBUTION BOARD DB-B AS PER THE DB-B SCHEDULE, POWER SCHEMATICS AND THE SPECIFICATION. PROVIDE A SHOP DRAWING OF DB-B FOR APPROVAL.			A
DB-C		DISTRIBUTION BOARD DB-C AS PER THE DB-C SCHEDULE, POWER SCHEMATICS AND THE SPECIFICATION. PROVIDE A SHOP DRAWING OF DB-C FOR APPROVAL.			A



# ELECTRICAL DESIGN GROUP

ELECTRICAL BUILDING SERVICES CONSULTANTS

P.O. Box 15, SHERWOOD Q. 4075

Phone: (07) 3278 4375 Fax: (07) 3716 0222

Web Site: [www.edg.net.au](http://www.edg.net.au) Email: [brisbane@edg.net.au](mailto:brisbane@edg.net.au)

C2559a - THE BELVEDERE HOTEL, WOODY POINT

C2559a-0002(E).xls

## ELECTRICAL EQUIPMENT SCHEDULE

REVISION E - 20 JULY 2023

THE LIGHT FITTING SUPPLIER CONTACT DETAILS MAY BE AVAILABLE ON THE EDG WEBSITE VIA THE FOLLOWING LINK  
[www.edg.net.au/Links/Lighting.htm](http://www.edg.net.au/Links/Lighting.htm)

TYPE	LAMPS	DESCRIPTION	COLOUR / ACCESSORY	CATALOGUE No	REV
DB-D		DISTRIBUTION BOARD DB-D AS PER THE DB-D SCHEDULE, POWER SCHEMATICS AND THE SPECIFICATION. PROVIDE A SHOP DRAWING OF DB-D FOR APPROVAL.			A
DB-E		DISTRIBUTION BOARD DB-E INTEGRAL TO THE MSB AS PER THE DB-E SCHEDULE, POWER SCHEMATICS AND THE SPECIFICATION. PROVIDE A SHOP DRAWING OF DB-E FOR APPROVAL.			A
DB-K1		EXISTING DISTRIBUTION BOARD DB-K1 TO BE RECONNECTED TO THE NEW MSB WITH A NEW SUBMAIN AS PER THE POWER SCHEMATIC. REMOVE THE EXISTING TEMPORARY LOAD CENTRES SUPPLIED FROM DB-K1. PROVIDE A NEW CUBICAL TO THE LEFT OF THE EXISTING CUBICAL WITH A 250 AMP ISOLATOR 60 POLE 250A CHASSIS AND HORIZONTAL DIN RAIL AS PER THE DB-K1 ELEVATION. RECONNECT ALL OF THE EXISTING CIRCUITS SUPPLIED FROM THE TEMPORARY LOAD CENTRES TO THE NEW CUBICAL. CONNECT THE NEW ISOLATOR TO THE LOAD SIDE OF THE EXISTING ISOLATOR VIA A 250 AMP FLEX. THE NEW CUBICAL IS TO MATCH THE EXISTING CUBICAL IN HEIGHT DEPTH COLOUR AND STYLE. MODIFY THE EXISTING DOOR SUCH THAT BOTH DOORS LOCK CENTRALLY AND OPEN OUTWARDS AWAY FROM EACH OTHER. PROVIDE A NEW FRAMED COVER ABOVE BOTH CUBICLES TO THE ROOF WITH A BOLTED REMOVABLE COVER. THE COVER IS TO BE COLOUR BOND LIGHT GREY. PROVIDE A SHOP DRAWING OF DB-K1 AND THE COVER ABOVE FOR APPROVAL.			C
DB-K2		DISTRIBUTION BOARD DB-K2 AS PER THE DB-K2 SCHEDULE, POWER SCHEMATICS AND THE SPECIFICATION. MODIFY THE EXISTING ADJACENT T STAINLESS STEEL JOINERY TO ACCOMMODATE THE NEW CUBICAL. PROVIDE A SHOP DRAWING OF DB-K2 FOR APPROVAL.			A
DB-1		EXISTING DISTRIBUTION BOARD DB-1 TO BE RECONNECTED TO THE NEW MSB WITH A NEW SUBMAIN AS PER THE POWER SCHEMATIC.			A
DB-2		EXISTING DISTRIBUTION BOARD DB-2 TO BE RECONNECTED TO THE NEW MSB WITH A NEW SUBMAIN AS PER THE POWER SCHEMATIC.			A
DB-BS		EXISTING DISTRIBUTION BOARD DB-B2 TO BE RECONNECTED TO THE NEW MSB WITH A NEW SUBMAIN AS PER THE POWER SCHEMATIC.			A
MSB		MAIN SWITCHBOARD AS PER THE POWER SCHEMATIC AND THE SPECIFICATION. PROVIDE A SHOP DRAWING OF THE MAIN SWITCHBOARD FOR APPROVAL.			A
MSSB-X		MECHANICAL SERVICES SWITCHBOARD PROVIDED BY THE MECHANICAL SUB CONTRACTOR. COORDINATE THE SUBMAIN CONNECTION WITH THE MECHANICAL SUB CONTRACTOR ON SITE.			A
REVENUE METER (M1)		QUEENSLAND ELECTRICITY METERING MANUAL COMPLIANT RETAIL METER INCLUDING ALL ASSOCIATED COMPONENTS INCLUDING THE METERS AND CTS ETC.			A
MULTI-FUNCTION METER (M2)		PRIVATE DIGITAL MULTI FUNCTION LOGGING METER ENSURE THE METER RECORDS THE DEMAND			A
RISER 1		PROVIDE A 600 WIDE VERTICAL CABLE LADDER FROM THE UNDERGROUND CONDUITS TO THE CEILING SPACE THEN THROUGH THE CEILING SPACE TO THE UNDER SIDE OF THE MSB AND DB-E			A
RISER 2		PROVIDE A 150 WIDE VERTICAL CABLE LADDER FROM THE UNDERGROUND CONDUITS TO THE CEILING SPACE THEN THROUGH THE CEILING SPACE TO THE UNDER SIDE OF THE MSSB AND DB-D PROVIDE AN ACCESS PANEL AT LOW LEVEL AND A SECOND AT HIGH LEVEL TO ACCESS THE VERTICAL CABLE LADDER			A
RISER 3		PROVIDE A 150 WIDE VERTICAL CABLE TRAY FROM THE UNDERGROUND CONDUITS TO THE CEILING SPACE THEN THROUGH THE CEILING SPACE TO THE UNDER SIDE OF THE COMMUNICATIONS / AV ROOM PROVIDE AN ACCESS PANEL AT LOW LEVEL AND A SECOND AT HIGH LEVEL TO ACCESS THE VERTICAL CABLE TRAY			A

C2559a-0002(E).xls

Pages inc. any attach. 11 of 14



# ELECTRICAL DESIGN GROUP

ELECTRICAL BUILDING SERVICES CONSULTANTS

P.O. Box 15, SHERWOOD Q. 4075

Phone: (07) 3278 4375 Fax: (07) 3716 0222

Web Site: [www.edg.net.au](http://www.edg.net.au) Email: [brisbane@edg.net.au](mailto:brisbane@edg.net.au)

C2559a - THE BELVEDERE HOTEL, WOODY POINT

C2559a-0002(E).xls

## ELECTRICAL EQUIPMENT SCHEDULE

REVISION E - 20 JULY 2023

THE LIGHT FITTING SUPPLIER CONTACT DETAILS MAY BE AVAILABLE ON THE EDG WEBSITE VIA THE FOLLOWING LINK  
[www.edg.net.au/Links/Lighting.htm](http://www.edg.net.au/Links/Lighting.htm)

TYPE	LAMPS	DESCRIPTION	COLOUR / ACCESSORY	CATALOGUE No	REV
RISER 4		PROVIDE A 150 WIDE VERTICAL CABLE TRAY FROM THE UNDERGROUND CONDUITS TO THE CEILING SPACE PROVIDE AN ACCESS PANEL AT LOW LEVEL AND A SECOND AT HIGH LEVEL TO ACCESS THE VERTICAL CABLE TRAY			A
COMMUNICATIONS RACK (CR-A)		FREE STANDING 42 RU MINIMUM 800 DEEP COMMUNICATIONS RACK CR-A PROVIDE A SHOP DRAWING OF THE RACK INCLUDING THE ARRANGEMENT OF EQUIPMENT PROVIDED WITHIN IT AS PART OF THE CONTRACT FOR APPROVAL. PROVIDE THE RACK WITH THE REQUIRED CAT 6 PATCH PANELS, CABLE MANAGEMENT AS PER THE SPECIFICATION. PROVIDE THE RACK WITH CASTERS.	BLACK	REDBACK A4.8842D	A
TAB COMMUNICATIONS RACK T (CRT)		PROVIDE THE TAB COMMUNICATIONS RACK T (CRT) AS A 600 WIDE X 600 DEEP 12RU 19 INCH RACK C/W CASTERS SOLID SIDES NO REAR COVER OR FRONT DOOR. ENSURE THE CABLING ENTERING THE RACK IS LOOPED WITH SUFFICIENT LENGTH TO ALLOW THE RACK TO BE WITHDRAWN FROM UNDER THE COUNTER. SUBMIT DETAILS OF THE RACK FOR APPROVAL.			A
AV-1		FREE STANDING 42 RU MINIMUM 800 DEEP RACK AV-1 PROVIDED AS PART OF THE AV SCOPE FOR USE BY THE AV SUB CONTRACTOR			A
AV-2		FREE STANDING 42 RU MINIMUM 800 DEEP RACK AV-2 PROVIDED AS PART OF THE AV SCOPE FOR USE BY THE AV SUB CONTRACTOR			A
AV-3		FREE STANDING 42 RU MINIMUM 800 DEEP RACK AV-3 PROVIDED AS PART OF THE AV SCOPE FOR USE BY THE AV SUB CONTRACTOR			A
SEC-1		FREE STANDING 42 RU MINIMUM 800 DEEP RACK SEC-1 PROVIDED AS PART OF THE SECURITY SCOPE FOR USE BY THE SECURITY SUB CONTRACTORS			A
SECURITY EQUIPMENT		FREE STANDING 42 RU MINIMUM 800 DEEP COMMUNICATIONS RACK CR-5 PROVIDED AS PART OF THE AV SCOPE FOR USE BY THE AV / SECURITY SUB CONTRACTORS			A
COMMUNICATIONS OUTLET		RJ45 CAT-6 COMMUNICATIONS OUTLET, CABLED BACK TO CAT 6 PATCH PANELS IN RACK CR-A VIA 4-PAIR CAT-6 UTP CABLE. MOUNT UP TO 3 RJ45 OUTLETS PER MULTI-GANG FACEPLATE WITH SEPARATE PERMANENT LABELLING FOR EACH OUTLET. MOUNT AT 300 AFFL UNLESS NOTED OTHERWISE	WHITE UNLESS NOTED AS BLACK (BK)	CLIPSAL "C2000 SERIES"	C
COMMUNICATIONS OUTLET (T)		RJ45 CAT-6 COMMUNICATIONS OUTLET, CABLED BACK TO CAT 6 PATCH PANELS IN RACK CRT VIA 4-PAIR CAT-6 UTP CABLE. MOUNT UP TO 3 RJ45 OUTLETS PER MULTI-GANG FACEPLATE WITH SEPARATE PERMANENT LABELLING FOR EACH OUTLET. MOUNT AT 300 AFFL UNLESS NOTED OTHERWISE	WHITE UNLESS NOTED AS BLACK (BK)	CLIPSAL "C2000 SERIES"	C



# ELECTRICAL DESIGN GROUP

ELECTRICAL BUILDING SERVICES CONSULTANTS

P.O. Box 15, SHERWOOD Q. 4075

Phone: (07) 3278 4375 Fax: (07) 3716 0222

Web Site: [www.edg.net.au](http://www.edg.net.au) Email: [brisbane@edg.net.au](mailto:brisbane@edg.net.au)

C2559a - THE BELVEDERE HOTEL, WOODY POINT

C2559a-0002(E).xls

## ELECTRICAL EQUIPMENT SCHEDULE

REVISION E - 20 JULY 2023

THE LIGHT FITTING SUPPLIER CONTACT DETAILS MAY BE AVAILABLE ON THE EDG WEBSITE VIA THE FOLLOWING LINK  
[www.edg.net.au/Links/Lighting.htm](http://www.edg.net.au/Links/Lighting.htm)

TYPE	LAMPS	DESCRIPTION	COLOUR / ACCESSORY	CATALOGUE No	REV
CAT 6 GAMING OUTLET		RJ45 CAT-6 COMMUNICATIONS OUTLET, CABLED BACK TO CAT 6 DEDICATED GAMING PATCH PANELS IN RACK CR-A VIA 4-PAIR CAT-6 UTP CABLE. MOUNT UP TO 3 RJ45 OUTLETS PER MULTI-GANG FACEPLATE WITH SEPARATE PERMANENT LABELLING FOR EACH OUTLET. MOUNT AT 300 AFFL UNLESS NOTED OTHERWISE	WHITE UNLESS NOTED AS BLACK (BK)	CLIPSAL "2000 SERIES" KRONE JACK C/W SHUTTER	C
GAMING FIBRE (GF)		INSTALL DUPLEX FIBRE OPTIC CABLE BETWEEN THE POKER MACHINE BASES AND FROM THE POKER MACHINE BASES BACK TO RACK CR-A AS INDICATED. THE DUPLEX FIBRE OPTIC CABLE WILL BE SUPPLIED AND TERMINATED BY OTHERS.			A
NBN PREMISE CONNECTION DEVICE (PCD)		NBN COMPLIANT PREMISES CONNECTION DEVICE TO BE CONNECTED TO THE NTD VIA AN NBN COMPLIANT DROP CONDUIT. CONNECT THE PCD TO THE TELSTRA PIT VIA AN NBN COMPLIANT LEAD-IN CONDUIT.			A
NBN NETWORK TERMINATION UNIT (NTD)		NBN COMPLIANT NETWORK TERMINATION UNIT TO BE PROVIDED IN ACCORDANCE WITH THE NBN REQUIREMENTS			A
HDMI CABLE (H1)		PROVIDE EACH HDMI POINT H1 AS A FACTORY TERMINATED HDMI CABLE LESS THAN 15M IN LENGTH RUNNING BACK TO THE HDMI POINT H2 ADJACENT THE NODI LOCATED IN JOINERY. PROVIDE SLACK IN THE CABLE AT EACH END TO ALLOW CONNECTION TO THE TV AND NODI. PERMANENTLY LABEL EACH OUTLET AND THE CABLES CORRESPONDING END. PROVIDE A WHITE TRADER COBRUSH FACEPLATE AT EACH HDMI POINT TO FACILITATE THE HDMI CABLES ENTERING THE WALL CAVITY.			A
HDMI CABLE (H2)		LOCATE THE HDMI POINT H2 ADJACENT THE NODI.			A
HDMI CABLE (H3)		PROVIDE EACH HDMI H3 POINT AS A FACTORY TERMINATED HDMI CABLE LESS THAN 15M IN LENGTH WITH A FEMALE FACE PLATE INPUT RUNNING BACK TO THE HDMI POINT H4.	WHITE	CLIPSAL C 2000 SERIES	A
HDMI CABLE (H4)		PROVIDE EACH HDMI H3 POINT AS A FACTORY TERMINATED HDMI CABLE LESS THAN 15M IN LENGTH WITH A FEMALE FACE PLATE INPUT RUNNING BACK TO THE HDMI POINT H3. MOUNT AT 300mm AFFL U.N.O. RATING 10A U.N.O.	WHITE	CLIPSAL C 2000 SERIES	A
PIT P1		1200 X 1200 CLEAR INTERNAL X 1000 DEEP INSITU POWER PIT C/W A REINFORCED CONCRETE SURROUND AND A CLASS C STEEL LID WITH A SLIP RESISTANCE OF R10 SUBMIT DETAILS OF THE PIT, LID AND AN INSTALLATION SECTION FOR APPROVAL.			A
PIT P2		600 X 600 CLEAR INTERNAL X 900 DEEP PLASTIC POWER PIT C/W A REINFORCED CONCRETE SURROUND AND A CLASS B STEEL LID WITH A SLIP RESISTANCE OF R10 SUBMIT DETAILS OF THE PIT, LID AND AN INSTALLATION SECTION FOR APPROVAL.			A
PIT P3		350 X 350 CLEAR INTERNAL X 700 DEEP PLASTIC POWER PIT C/W A REINFORCED CONCRETE SURROUND AND A CLASS B STEEL LID WITH A SLIP RESISTANCE OF R10 SUBMIT DETAILS OF THE PIT, LID AND AN INSTALLATION SECTION FOR APPROVAL.			E
TELSTRA PIT (T)		EXISTING TELSTRA PIT CONFIRM THE POSITION ON SITE			A

C2559a-0002(E).xls

Pages inc. any attach. 13 of 14



# ELECTRICAL DESIGN GROUP

ELECTRICAL BUILDING SERVICES CONSULTANTS

P.O. Box 15, SHERWOOD Q. 4075

Phone: (07) 3278 4375 Fax: (07) 3716 0222

Web Site: [www.edg.net.au](http://www.edg.net.au) Email: [brisbane@edg.net.au](mailto:brisbane@edg.net.au)

C2559a - THE BELVEDERE HOTEL, WOODY POINT

C2559a-0002(E).xls

## ELECTRICAL EQUIPMENT SCHEDULE

REVISION E - 20 JULY 2023

THE LIGHT FITTING SUPPLIER CONTACT DETAILS MAY BE AVAILABLE ON THE EDG WEBSITE VIA THE FOLLOWING LINK  
[www.edg.net.au/Links/Lighting.htm](http://www.edg.net.au/Links/Lighting.htm)

TYPE	LAMPS	DESCRIPTION	COLOUR / ACCESSORY	CATALOGUE No	REV
CONDUIT CA		3 X 100 DIA HD POWER CONDUITS CONNECTING PIT 1 TO THE ENERGEX SUBSTATION LV CUBICAL PROVIDE EACH CONDUIT WITH A SPARE DRAW WIRE			A
CONDUIT CB		2 X 100 DIA HD POWER CONDUITS CONNECTING PIT 1 TO PIT 2 PROVIDE EACH CONDUIT WITH A SPARE DRAW WIRE			A
CONDUIT CC		100 DIA HD POWER CONDUITS CONNECTING PIT2 TO THE BOTTLE SHOP TO RETICULATE THE BOTTLE SHOP DB-BS SUBMAIN PROVIDE THE CONDUIT WITH A SPARE DRAW WIRE			A
CONDUIT CD		1 X 50 DIA HD POWER CONDUIT INTERCONNECTING THE LIGHT POLES AND LIGHT POLES TO THE PITS PROVIDE THE CONDUIT WITH A SPARE DRAW WIRE			A
CONDUIT CE		PROVIDE 6 X 100 DIA POWER CONDUITS INTERCONNECTING PIT 1 WITH THE ELECTRICAL RISER. TURN THE CONDUITS UP 300MM ABOVE THE GROUND. PROVIDE EACH CONDUIT WITH A SPARE DRAW WIRE.			A
CONDUIT CF		NBN P50 CONDUIT C/W DRAW WIRE FROM THE NEW NBN PIT TO THE LEVEL 1 NTD. MAXIMUM OF 3No. 300mm RADIUS 90 DEGREE BENDS. LABEL BOTH ENDS OF ALL CONDUITS AND DRAW STRINGS WITH THE NTD NUMBER.			D
CONDUIT CG		NO LONGER REQUIRED			D
CONDUIT CH		PROVIDE 2 X 100 DIA POWER CONDUITS INTERCONNECTING ELECTRICAL RISER 1 TO ELECTRICAL RISER 2. TURN THE CONDUITS UP 300MM ABOVE THE GROUND. PROVIDE EACH CONDUIT WITH A SPARE DRAW WIRE.			A
CONDUIT CJ		PROVIDE A 100 DIA POWER CONDUIT INTERCONNECTING ELECTRICAL RISER 1 TO DB-B. TURN THE CONDUITS UP 300MM ABOVE THE GROUND. PROVIDE THE CONDUIT WITH A SPARE DRAW WIRE.			A
CONDUIT CK		PROVIDE 2 X 100 DIA COMMUNICATIONS CONDUITS INTERCONNECTING ELECTRICAL RISER 3 TO ELECTRICAL RISER 4. TURN THE CONDUITS UP 300MM ABOVE THE GROUND. PROVIDE EACH CONDUIT WITH A SPARE DRAW WIRE.			A
CONDUIT CL		PROVIDE 2 X 50 DIA COMMUNICATIONS CONDUITS INTERCONNECTING ELECTRICAL RISER 3 TO THE BOTTLE SHOP RISER. TURN THE CONDUITS UP 300MM ABOVE THE GROUND. PROVIDE EACH CONDUIT WITH A SPARE DRAW WIRE.			C
CONDUIT CM		PROVIDE 1 x P100 NBN CONDUIT WITHIN THE 0 TO 900 ALIGNMENT WITH 450 COVER TO THE NBN REQUIREMENTS.			D
CONDUIT CN		2 X 50 DIA HD POWER CONDUITS CONNECTING PIT 2 TO PIT 3 PROVIDE EACH CONDUIT WITH A SPARE DRAW WIRE			E